

ARTISTRY

UNLEASHED

Inspiration and Resources for Creatives

EDITION 1

MAKING ART EASY

Strive for

artistic progress

**not
perfection!**

4 Welcome Creatives

7 The Push for Permanence

8-15 Image Transfer Techniques

16-31 Elements of Art

33 Chosen to Create!

Encouragement for Creatives

34-35 Feature Artist: JoDee Luna

36-39 Feature Artist: Deborah Keily Hanson

40-41 Feature Artist: Gina Marie Wilson

42-43 Feature Artist: Phyllis Southworth

44-45 Feature Artist: Chris Clarke

46 Additional Resources

Welcome Creatives

YOU'VE COME TO THE RIGHT PLACE!

Artistry Unleashed is for creatives who want to develop talents and use those talents to make a difference in their world.

Artistic types in need of encouragement, inspiration, and helpful tips for making art easy, writing flow, or crafting creative.

Obstacles often derail our artistry, such as lack of skills, fear of failure, unmet expectations, disorganized creative spaces and supplies, or lack of time.

Often we struggle with codependency that compels us to invest most of our energy in others at the expense of developing our own artistry.

Are you a creative in need of ongoing inspiration, insights, and tools to develop the skills for what calls to you?

If you need empowerment to share your artistry with others. If you need practical ways to create sharable products, then Artistry Unleashed is for you!

This first issue focuses on image transfer as a way to make art easy, as well as elements of art, the tools artists use. Also included are feature artists to inspire you.

I encourage you to explore some of the techniques and art forms included as you remember, you are chosen to create!

-JoDee Luna



CREATIVE,

YOU

ARE

MEANT

TO

SHARE YOUR ARTISTRY
WITH THE WORLD!

The Push for Permanence

What spurs the writer to author books or the painter to work towards an art exhibit?

Why does the choreographer create dances, the dancer audition for shows, or the playwright envision her name in lights?

Permanence—the idea that our art can live on far after we crumble into the dust.

Permanence—the hope that our lives are worth living and our crafts appreciated. Permanence—the belief that in the grand scheme of things, our contribution to the human race is sustainable.

How does this deep longing for permanence flesh out in one's life? I can only speak for myself, but perhaps my reflections will help you to identify the root reasons for your drive to have an impact.

Although I gladly gave the greater portion of my creativity to the public school district for which I worked, the desire for permanence compelled me to hold back a measure of my energy for my art, books, businesses, and dreams.

Often, I'd come home dog-tired without a drop of artistry left in my wrung-out body, mind, and soul. On those days, my painting in process would prop alone upon the wooden easel in my art room. Fingertips tapped out unfinished work emails instead of strumming guitar strings. Recent writings rested, all

tucked in for the night between spiral notebook pages. I was unable to lift them from the page to form a portion of the manuscript for which they were intended.

Yet even during these depleted days, the need for permanence clawed at my conscience like a ravished cougar cornered in a closet. The drive to create lasting products didn't cease just because my soul was empty.

Permanence. Call it vainglory, wishful thinking, or just plain Tom Foolery. Whatever this inner urge is, the desire to showcase one's creativity exists in each one of us and cannot be ignored.

Whether you pick up a camera or paint a sunset, you will fawn over something saying, "Wow! This is good. I'd love to hang this in my home."

Since this longing to create for the long-term will not go away, I say, embrace the drive, pour a portion of your enough into someone else's cup.

Flow with the craving to create and then showcase the talents God's gifted you with. Trust the good Lord to redirect when you find yourself placing too much of your identity in what you do.

Just maybe, there is someone out there who will see your art or read your words or listen to your music or watch your dance and become inspired to seek a little permanence of their own.




Image Transfer Techniques

CARBON PAPER TRANSFER

Although I'd taken a sketching class in college, I've always struggled with freehand drawing.


When I decided to try painting, I found sketching an image onto the canvas challenging.

Over the years, I've learned some helpful ways to transfer images.

I've used these technique for my own artwork as well as taught them to teachers, students, and my grandchildren.

Follow these easy steps.

1. Decide on an image.
2. Print a copy of your image.
3. Place a piece of carbon paper over the canvas.
4. Place the copy of your image on top.
5. Use scotch tape to fasten both to the canvas.
6. Trace the parts of the image you'd like to paint.





LIGHT BOX

A light box works well for transferring an image onto art paper or watercolor paper.

If you don't have a light box, try tracing your image on a window that has bright light shining through.

Follow these easy steps.

1. Decide on an image.
2. Print the image.
3. Tape the image to the lightbox or window.

Tape a piece of art paper or watercolor paper over the image.

4. Trace.

Techniques

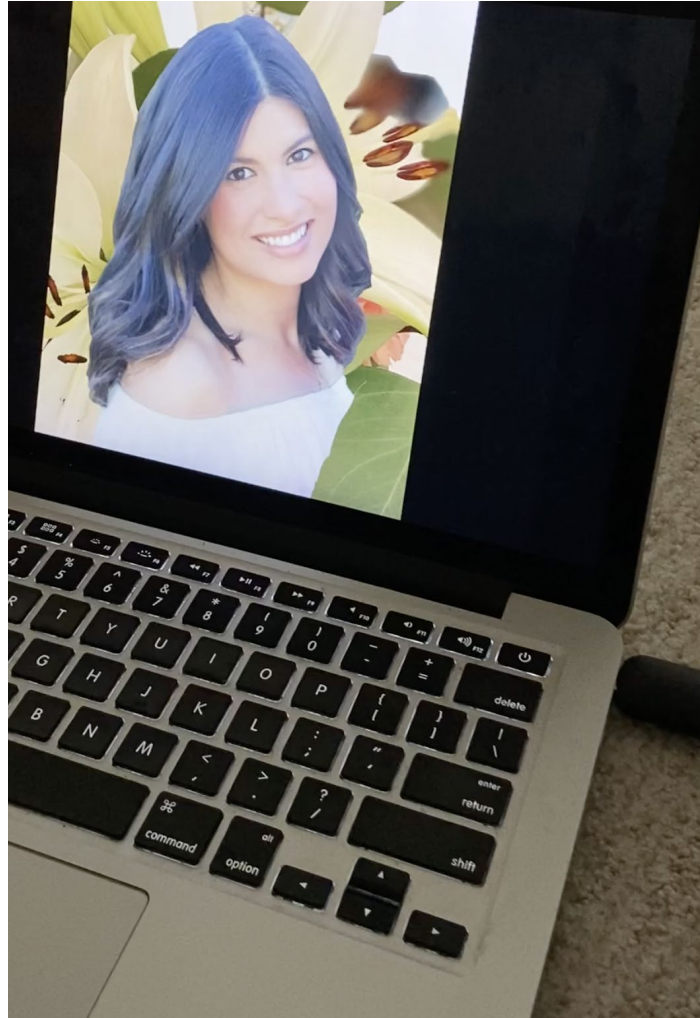


Image Transfer




PROJECTION

A projector works well with large canvases. Project the image onto the canvas and trace. Use a dark-colored watercolor pencil so lines will dissolve when paint is applied.



-013



Painting by Projection

EXPLORE COLORS AND SHAPES

Painting by projection is a wonderful way to transfer an image onto canvas by painting over the shapes and colors you see.



This is a mixed media I painted early in my portrait painting journey. The experience helped me to analyze shapes as well as learn how to mix various tints and shades of color for painting the subject's face.

Tints are created by adding various amounts of white to a color. Shades are created by adding various amounts of black to a color



Elements of Art

Line

Color

Shape

Form

Josiah Filler


LINE

Line is a path of a moving point through space. Artists use lines to define an image, move the viewer's eye through the artwork, and as the building block of shapes.




Types of Lines

Lines can be straight, diagonal, vertical, curved, zig zag, or swirled. Let your imagination set your limit.



USING LINES TO CREATE ART



Contour line

Josiah Fuller



Color

Intensity

Hue


Value

COLOR

Hue: The name of a color, such as blue.

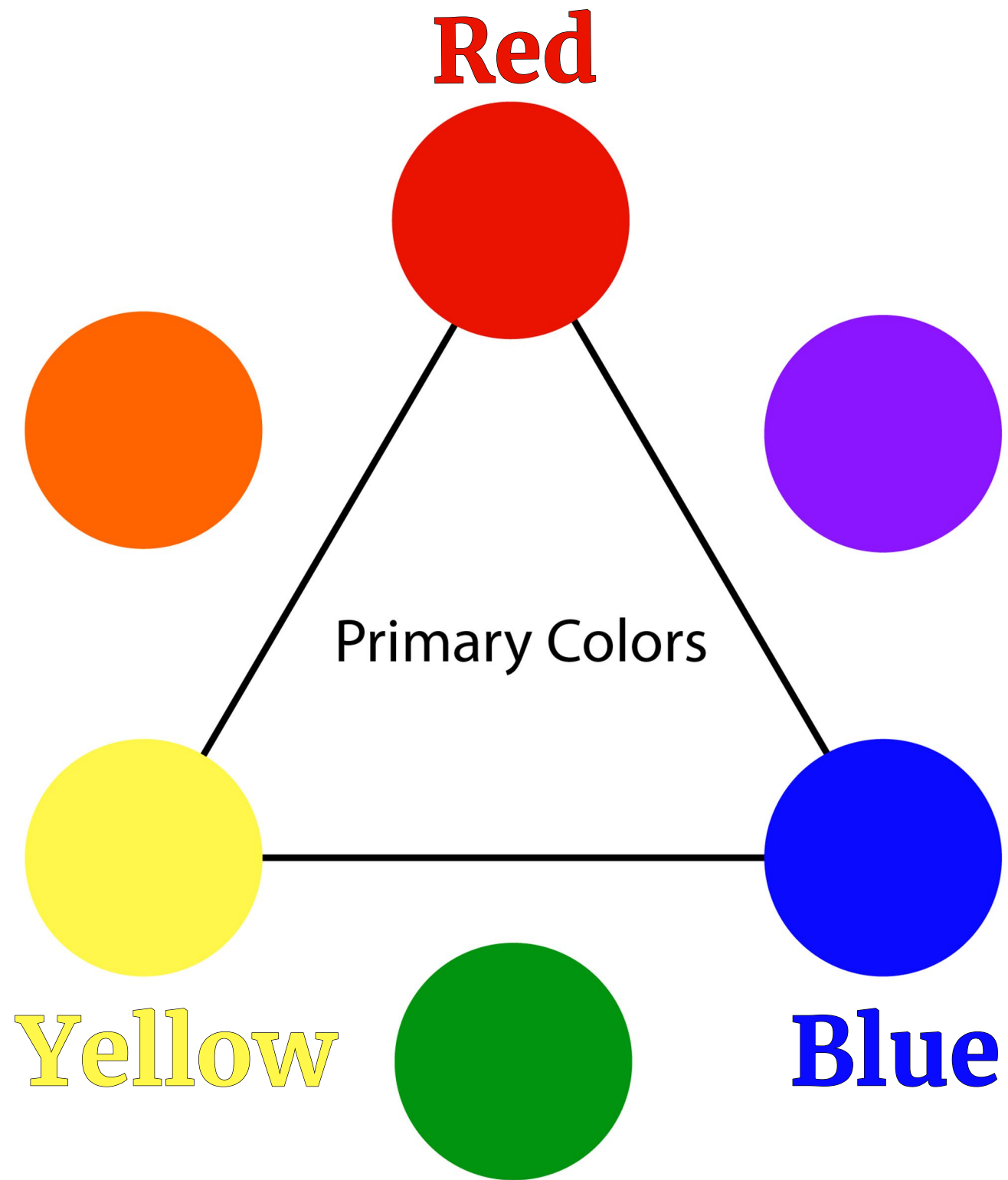
Value: The lightness (tint) or darkness (shade) of a color.

Intensity: The brightness or dullness of a color



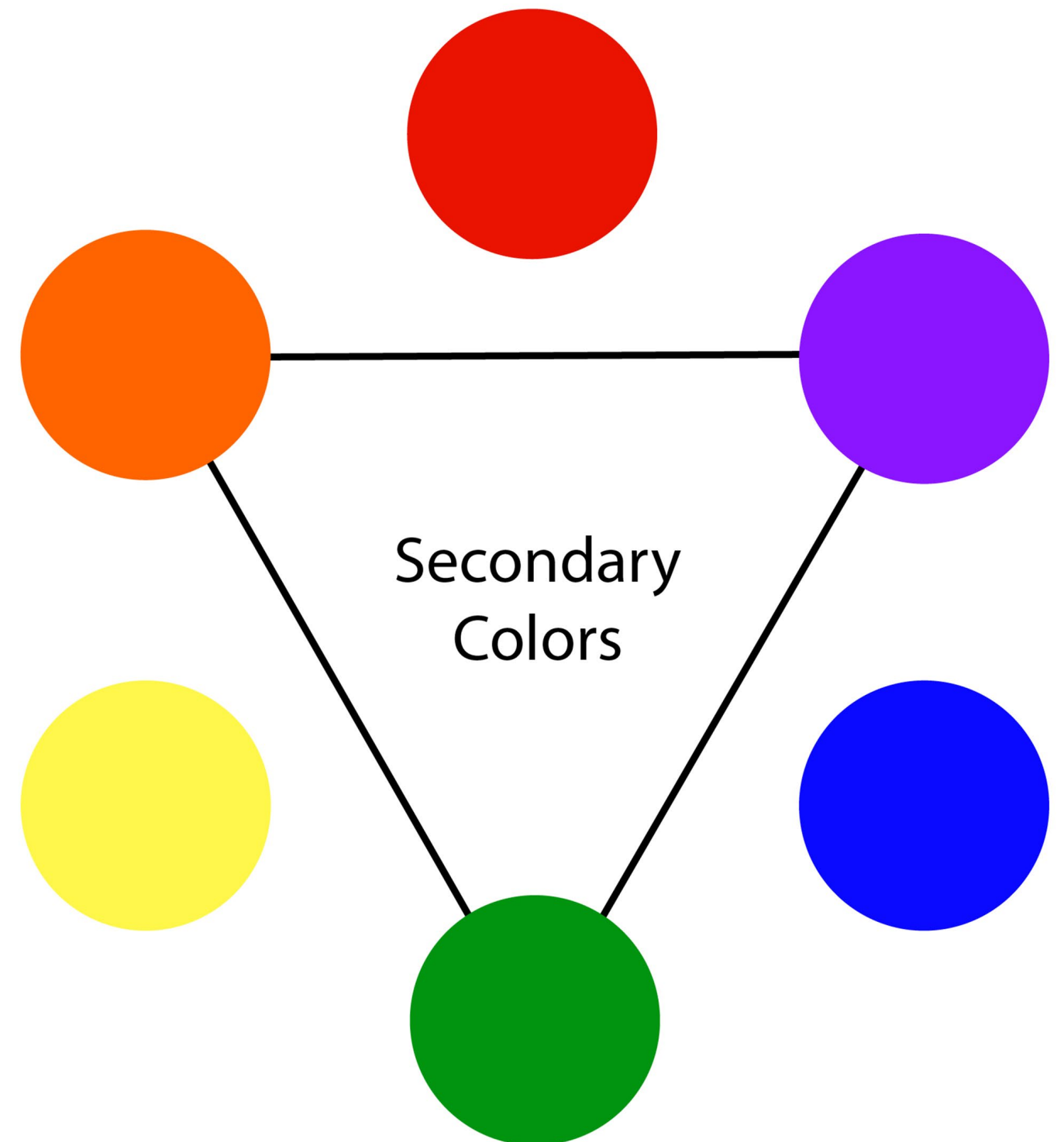
Paintings by Josiah Filler

Primary Colors



SECONDARY COLORS


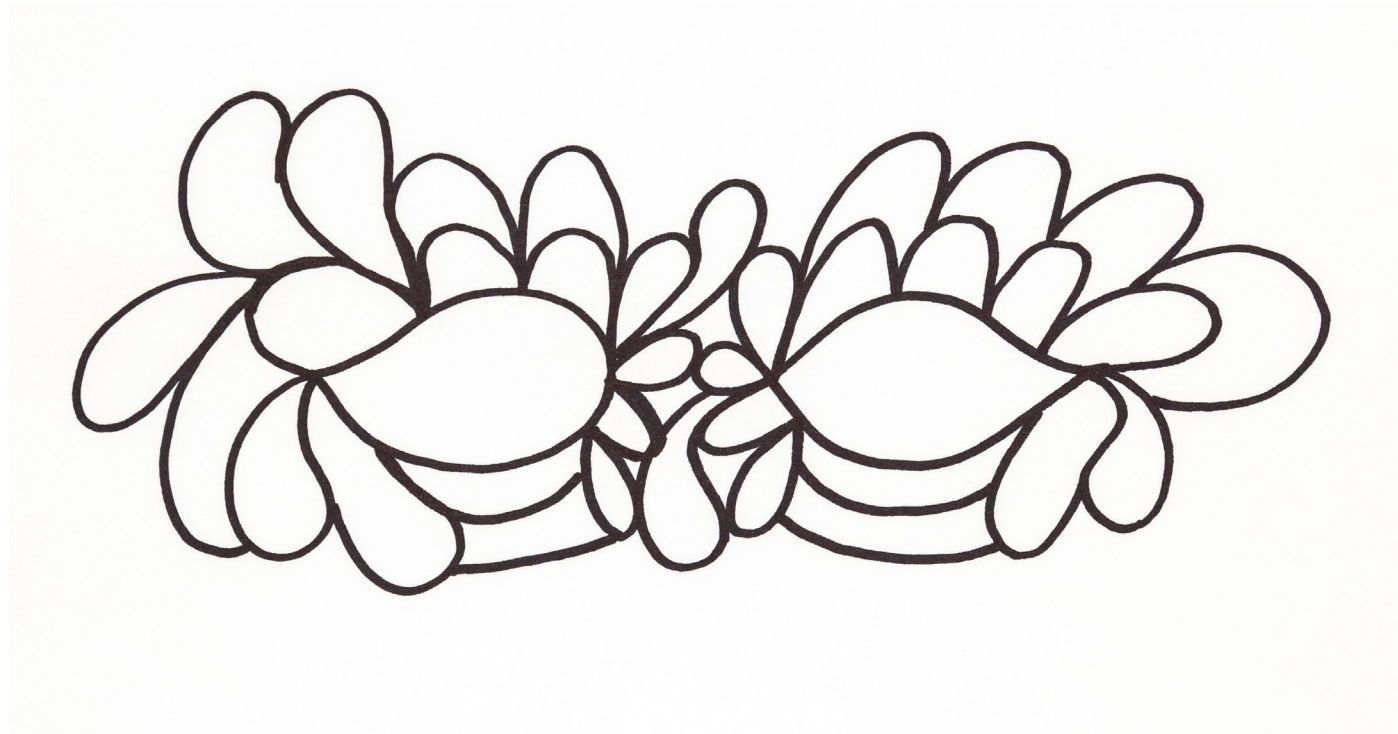
Colors made using primary colors:
Red + Yellow = Orange
Red + Blue = Purple
Blue + Yellow = Green



Shape

HOW TO CREATE SHAPE

Shape is a two-dimensional closed space usually defined by lines or other elements of art.



Shapes can be geometric or organic. Geometric shape examples in this artwork are the round circles in the background and bag, and the rectangular bags.


Examples of organic shapes are the woman's dress and boots.



Form

HOW TO CREATE FORM

Form is a three-dimensional object that has volume of height, width, and depth. Artists create form by using various techniques, such as shading some areas darker to make the object appear to be receding into the distance.



Tints are made by adding various amounts of white to a color. The lighter the tint, the more white that is added to the color. Tints bring objects forward.

Shades are created by adding various amounts of black to a color. The darker the shade, the more black or a darker color is added.



Notice the use of tints and shades to create a 3d hat. The scarf appears to have folds by using tints to bring some areas forward and shades to make other areas recede.

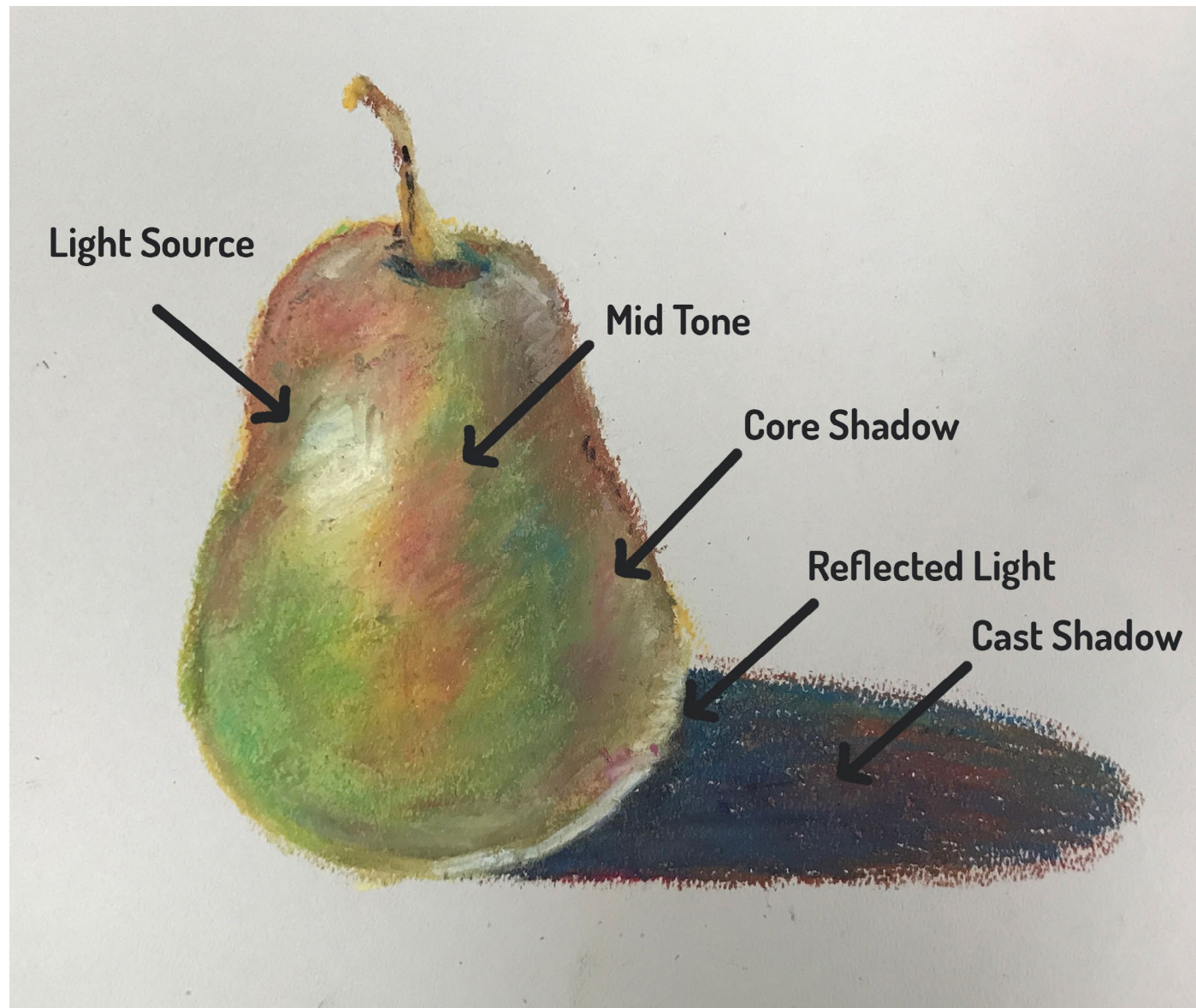
Elements of the face are also examples of form, such as the nose and lips.

Reproductions of this painting, [“Be Brave,”](#) is available on my [Fine Art America Shop.](#)

Transforming Shape into Form

ART BY [GINA M. WILSON](#)

Pastels are a wonderful art medium for transforming shape into form. Try creating a pear by including the following elements.



Transform Shape into Form



Here's a simple, step-by-step video to demonstrate how to transform shape into form: [Transform Shape into Form](#).

Explore Line and Shape



The Water Color Dream Eye project explores the use of line and shape through a simple carbon paper image transfer technique.

step video tutorial and a downloadable pdf lesson; <https://jodeelunaart.com/art-lessons/>

Click this link to go to my webiste where you will find the step-by-

Explore Form

[How to Paint Eyes Part I step-by-step lesson](#)
[How to Paint Eyes Part 2 step-by-step lesson](#)
[How to Paint Eye Lashes](#)
 demonstrate how to create form.





She believed she was chosen to

CREATE

and so she did!

Chosen to Create

Artists remember, you are the custodians of beauty in the world!

~Benedict XVI

Did you know that you were chosen to create?

The very God who transformed your life from nothing to something desires to create through you! In fact, creativity is his love language whispered to your soul to draw you near. Creativity is God's very breath, the source of grace, the empowerment to believe!

Believe you are chosen to create and embark upon the journey of a lifetime. Every day holds new delights as you notice the beauty surrounding.

Art forms call to you and the following is irresistible.

What if you dared to believe God is a creative being and because you are made in His image, you are also a creative being?

So, if God made you in His image, doesn't it make sense that your desires to create are something woven into your eternal spirit?

A birth right from the Creator of the universe?

If you're reading this magazine, then you have a longing in your soul to create. My intent is for *Artistry Unleashed* to be a source of inspiration, encouragement, and resources to help you along your creativity journey.

When you encounter obstacles to creating, such as fear of failure, lack of skills, or feelings of inferiority, remember that becoming the artistic you envision is a process.

Finding your own voice is an essential part of the journey.

Discovering your particular art forms takes time and experimentation.

Most importantly, never forget, you are chosen to create!

Feature Artist

JODEE LUNA



Hi, I'm JoDee Luna, an oil, mixed media, and acrylic portrait artist, author of [Refrain from the Identical: Insights and Inspiration for Creative Eclectics](#), and creator of [JoDee Luna Art](#) and [Luna Arts & Ed, LLC](#).

My expertise as an educator melds with my passion and experience as an artist to make learning fun and creating art easy. I have a knack for inspiring and teaching people of all ages to create and helping creatives overcome blocks so they can realize their artistic potential.

My vision for Artistry Unleashed is to demystify the act of creating. You don't have to be uber talented, well trained, or fearless to try art mediums that call

to you. Sure, there are definitely blocks us creatives face. However, with encouragement, inspiration from other artists, and some tips for making art easy, you, too, can create.

My favorite art mediums are ever evolving. Currently, I'm loving oil paints, photography, graphic design, and video: [YouTube](#), [artistic videos](#), [whiteboard animation](#).

Check out my portfolios and DIY lessons on my website, <http://jodeelunaart.com> and see what calls to you. Connect with me around the web: <https://linktr.ee/jodeeluna>.



"The Rose" was inspired by a promise/warning I received in my early twenties while walking through a forest in the Netherlands when I was a missionary.

These words entered my thoughts: "You will blossom into a woman of God through many thorns, watered by your tears." The thorns and tears did follow as well as the blossoming.

Reproductions of "The Rose" available on my [Fine Art America Store](#).

"Release" envisions a mermaid coming up and out of the water as she discovers her voice. She longs for more than merely walking on dry land. She desires to soar in the heavens. But she doesn't, yet, have what she needs to make her dreams come true. [Read more...](#)

Reproductions of "Release" available on my [Fine Art America Store](#).



Feature Artist

DEBORAH KEILY HANSON

Deborah Keily Hanson

Search

Solo Piano Albums

Songs / YouTube Videos

About the Music / The Art of John P. Keily

Music Inspired by JoDee Luna Art


Bio

Articles

Sheet Music

Contact

Deborah Keily Hanson
Award Winning Compositions



North Dakota Christmas
Featured in the Cleveland International Film Festival 2022 and the Tribeca Film Festival 2021

America the Beautiful, From Sea to Shining Sea!
2nd Place: 2021 MTAC Composers Today

Italian Concerto Jazz
1st Place: 2020 MTAC Composers Today

Golden Butterfly of Chiang Mai
2nd Place: 2013 MTAC Composers Today

Sunrise at Yushan
1st Place: 2012 MTAC Composers Today

Palawan
1st Place: 2012 MTAC Composers Today

Marito!
3rd Place: 2012 MTAC Composers Today

Tango de Eduardo por dos Pianos
3rd Place: 2012 MTAC Composers Today

Dance of the Northern Lights

Meet the multi-talented Deborah Keily Hanson: pianist, composer, teacher and so much more! I play her music while creating because her unique arrangements inspire my creative muse.

I first met Deborah over 30 years ago when I returned from living in Europe. My children attended El Dorado where Deborah produced and directed over 20 musicals. I choreographed dances for a couple of her amazing productions. However, both of us

didn't realize, at the time, that her father was my favorite teacher of all time. Back in the 6th grade, I had the privilege of benefiting from his artistic approach to making learning fun and innovative. Her collection titled "Pianoscapes" is inspired by his paintings. Read more about Deborah and our creative collaborations:

<https://jodeelunaart.com/2023/06/15/deborah-keily-hanson-pianist-composer-teacher-2/>



Celebrates the life journeys of artist JoDee Luna and her daughter, Elya, who taught English in Cambodia, Korea, and Thailand. [Read more...](#)

YouTube

Amazon

Fine Art America

Inspired by the mixed media Promethean: Dare to Create. Promethean Cosmos imagines the creation of the universe, stars and planets. The music honors the Creator of all with its fiery rendition in musical form. [Read more...](#)

YouTube

Amazon

Website

PROMETHEAN

JoDee Luna Art

DEBORAH KEILY HANSON

Composer & Pianist

DEBORAH KEILY HANSON



Deborah Keily Hanson has a diverse musical background. An accomplished musician, teacher, and performer, she has performed solo recitals, accompanied soloists from the New York Philharmonic and the Metropolitan Opera, performed at the Ocho Rios International Jazz Festival in Jamaica, accompanied musical theater groups locally and with the Los Angeles Opera

Musical Theater Company. Her website gives additional information about this amazing woman and her many accomplishments: <http://www.hmspiano.com/>. You can click to play her music and order CD's from her website. Here is an amazing article published about her: <http://blog.sheetmusicplus.com/tag/deborah-keily-hanson/>.



La Petite Rose

This art song captures a young boy's delight in God's masterful creation of a perfect rose. Poem by Mary A. Hannon. [Read more...](#)

YouTube

Amazon



Feature Artist

GINA MARIE WILSON

Gina Marie Wilson

Artist



Landscape and Vignette Paintings in Acrylic



Artist's Statement:
I feel the most alive when I am fully immersed in the creative process, and many of my greatest moments of contentment are spent in my studio, using my paint and brushes to interpret the beauty of God's creation. I believe that creativity is a gift for healing oneself and those around us, and I seek to pursue this gift to reach higher levels of skill and inspiration.

"Art washes away from the soul the dust of everyday life." Pablo Picasso.

My Process:
Using a variety of resource photos to create harmonious compositions, I begin by underpainting the canvas with a background color. After sketching in the basic composition, the painting comes to life by adding layers of background and scene elements, and finishing with highlights and details. My medium is acrylic on canvas.

Artist's Biography:
Raised in the country by a hard working father and creative mother, my art experiences began as a young girl, crafting and painting around the kitchen table with my sister and best friend. Through the years I chose to develop and refine my artistic skills via lessons and online instruction. I taught professional development art classes for teachers and students as a former district instructional coach for the Lancaster School District.




Website

Fine Art America



Feature Artist PHYLLIS SOUTHWORTH




My artistic journey began when I opened my eyes to see this amazing world.

I taught art and English for many years. The children inspired and challenged me. Every day I was privileged to explore with students the wonder of creating art.

I was active with the Antelope Valley's Artist's association. I was able to show my work and participate in art displays and shows. I was more interested in developing my art life experience than becoming "famous." Color and form fascinate me. Line and composition challenge me.

Life is a great teacher once you get past feeling the need to meet other people's expectations. Art is spiritual and magnificent. I am currently living and growing in Indiana. I hope to be an inspiration to others in their own journeys with art and life. I have traveled a lot of the world in my studies. I hope to continue. -Phyllis Southworth (Fellow Creative)

Favorite Art Mediums: Pen and ink, water color or acrylic paint. I love collage! Spoken like an art teacher! I use color pencil often. I love and use them all!



Feature Artist

CHRIS CLARKE




First and foremost, I am a missionary. My husband and I have a charity, Krasifaid.org.uk

The art is something that flows through me. Art comes and goes...ebbs and flows... It's permanent waves... coming and going... it changes! These days, I have no website and no desire to sell... I simply express myself in whatever wave comes.

It can be inside or outside... I simply flit about. I have had seasons when I ran a business and earned money from my creativity but these days that is not my desire.

I have not retired and so my creativity is quite simply expressed in who I am and what I am doing at any point on that journey.

My favorite art mediums are watercolour, acrylics, glass, recycled sari materials, ceramic tiles, driftwood, and photography.



Additional Resources

Don't miss an edition! Subscribe to [JoDee's email list](#).

<http://jodeelunaart.com>

[Fine Art America Shop](#)

JoDee's Social Media

[Instagram](#)

[Pinterest](#)

[YouTube](#)

JoDee's Book

[Refrain from the Identical: Insights and Inspiration for Creative Eclectics](#)

